



District Report Card: 2017


State: Chhattisgarh	District: Janjgir - Champa
Class: 3	Subject: Language
Schools: 60	Students: 946


Participation/Coverage


Students

<div>GENDER</div> <div></div>	Boys		Girls	
	Number	%	Number	%
	438	46.30	508	53.70

<div>AREA</div> <div></div>	Rural		Urban	
	Number	%	Number	%
	876	92.60	70	7.40

<div>CATEGORY</div> <div></div>	SC		ST		OBC		GEN	
	Number	%	Number	%	Number	%	Number	%
	378	39.96	98	10.36	465	49.15	5	0.53

<div>CWSN</div> <div></div>	LD	VI	HI	S&LD	ID	Oth
	2	6	0	4	7	0

<div>Management</div> <div></div>	Government		Government-aided	
	Number	%	Number	%
	946	100.00	0	0.00

Average Performance of Students in Language (%)

Overall	Gender		Area		Management		Social Group			
	Male	Female	Rural	Urban	Govt.	Aided	SC	ST	OBC	GEN
57.63	55.45	59.50	56.97	65.81	57.63	0.00	57.23	61.43	57.03	68.00

Performance on Learning Outcomes (LOs)

Learning Outcomes	Description	Average Performance(%)
L304	Reads small texts with comprehension i.e., identifies main ideas, details, sequence and draws conclusions	60.12
L312	Reads printed scripts on the classroom walls: poems, posters, charts etc.	52.64

Range of Performance of Students who Answered Correctly							
Below 30%		30% - 50%		50% - 75%		Above 75%	
Number	%	Number	%	Number	%	Number	%
115	12.16	253	26.74	363	38.37	215	22.73

Lowest Performing Learning Outcomes (LOs)

1 - Reads printed scripts on the classroom walls: poems, posters, charts etc. (52.64)

2 - Reads small texts with comprehension i.e., identifies main ideas, details, sequence and draws conclusions (60.12)